

How Are Rates Determined?

As a regulated utility, Liberty Utilities' rates must be approved by the California Public Utilities Commission (CPUC). Rates reflect the cost to provide customer care, emergency and outage services, maintenance and improvement of infra-structure, and recovery of operating costs to serve customers safely and reliably. Costs are a direct pass-through to the customer with a CPUC-approved return on investment. A significant portion of your bill is for purchased energy costs.


Liberty Utilities may adjust rates to reflect costs through a rate request. The CPUC requires submission of a rate request every three years; other rate adjustments may occur through advice letters and applications. The CPUC reviews the detailed requests and may make modifications before a decision is rendered.

Once rates are approved, they become part of a larger Tariff document. Tariffs are a detailed accounting of the services we deliver, our rates for those services, and the policies we adhere to. You can view those Tariffs by visiting www.libertyutilities.com on our Rates webpage.


What is my Rate Class?

Rates are categorized by rate class, with each rate class assigned specific charges. In general, there are four rate classes:

Residential (Domestic) Service (D1)

 **Small Commercial Service (A1)**
Less than 50 kW demand per month.


 **Medium Commercial Service (A2)**
Between 50 kW and 200 kW demand per month.

 **Large Commercial Service (A3)**
Greater than 200 kW demand per month.

There are additional rate classes within each of these four general categories such as Time-Of-Use rates and CARE (California Alternate Rates for Energy). Please see the individual rate schedules (or Tariffs) for this information as well as each rate class' qualifications.

How do I know what rate class I'm in?

Customers can look on their bill statement for their rate code. This code corresponds to a rate class. Below are the rate classes with corresponding rate codes.

 **Residential Rate Class Codes (D1):**
E02, E04, E06, E08, E10, E12, E14, E16, E42, E44, E46, E48

 **Small Commercial Rate Class Codes (A1):**
E50, E5A

 **Medium Commercial Rate Class Codes (A2):**
E52

 **Large Commercial Rate Class Codes (A3):**
E6OnWin; E6MidWin; E6OffWin; E8SumOn; E8SumOff

How am I charged?

Your rate class and code determines how you are charged as defined by CPUC-authorized Tariffs. Below are the various charge categories customers may see on their bill.

Customer Charge: per meter; per month.

Energy Charge (use): Per kWh.

Other Energy Charges: These are single-line items on your bill; many of them are CPUC requirements.

Demand Charge: Per kW of Maximum Demand per month; different for winter and summer; this is the energy demand on the system, not the actual usage. This is for Medium Commercial (A2) and Large Commercial (A3) customers only.

Facilities Charge: Per kW of Maximum Demand per month. This is for (A3) customers only.

Additional Charges: There are additional line-item charges on your bill as authorized and required by the CPUC. Please visit our website for details.

How is my bill calculated?

Your bill is calculated based on the applicable rate class using the CPUC-approved Tariff charges. Bills are based on the meter read for a 27 to 33 day period.

Summary Rate Schedules

The following pages provide a summary of Liberty Utilities' Rate Tariffs as approved by the California Public Utilities Commission as of the date on this document. All costs given are for all kWh, per kWh (usage) and applied to both Base and Excess of Base usage unless otherwise noted. Rates are presented for the four major customer classes in summary format for easier customer review. Customers are encouraged to visit the individual Rate Tariff Sheet, Glossary of Terms and Understanding Your Bill webpages for further explanation. Visit www.libertyutilities.com and click on the Rates link or call 1-800-782-2506.



Liberty™

www.libertyutilities.com

North Lake Tahoe
701 National Avenue
Tahoe Vista, CA 96148

South Lake Tahoe
933 Eloise Avenue
South Lake Tahoe, CA 96150

Local and Responsive. We Care.

⚡ Residential (Domestic) Service (D1) (Updated 7-1-2021)

Residential (Domestic) Customers (D1) Types

Primary: Primary place of residence. Bills are calculated using two different rates: discounted rate (known as baseline allowance) and a rate for electricity used in excess of the baseline allowance. The baseline amount is different for winter and summer.

Non-Primary: Not primary place of residence; a second home or vacation rental. The baseline (discounted) rate does not apply to secondary residences.

CARE: California Alternate Rates for Energy; a discounted rate for income-qualified primary customers.

Medical Baseline Quantity: Additional baseline allowance (16.5 kWh per day) provided to customers requiring life support equipment; any customer on this rate will have an "M" or "MM" at the end of their rate code (not shown below). See *Tariff sheets for baseline details*.

Residential (Domestic) Service (D1) Rate Codes: (see below)

	Primary	Non-Primary	CARE
Basic Use	E02	E10	E42
Basic Electric w/ Electric Heat	E04	E12	E44
Basic Electric w/ Hot Water Heat	E06	E14	E46
All-Electric Use	E08	E16	E48
Customer Charge			
Per meter, per month	\$ 9.67	\$ 9.67	\$ 7.74
Total kWh (Usage) Charge			
Base*	\$ 0.1546	N/A	\$ 0.12389
Excess	\$ 0.1784	\$ 0.1784	\$ 0.14293

*Base (or Baseline) kWh/day

Note: There are additional charges on your bill as authorized and required by the CPUC. See *Tariff sheets for details*.

Residential (D1) Baseline (kWh/Day)

Rate Code	Summer	Winter
	May 1-Oct. 31	Nov. 1-April 30
E02, E42, E06, E46	14.5	19.0
E04, E44, E08, E48	16.4	31.4

	Primary	Non-Primary	CARE
Total Residential kWh (usage) Charge Breakdown:			
Surcharges (per kWh)			
CPUC	\$ 0.0013	\$ 0.0013	\$ 0.0013
CEC	\$ 0.0003	\$ 0.0003	\$ 0.0003
Distribution Energy Charge (per kWh)			
Base	\$ 0.08197	N/A	\$ 0.5279
Excess	\$ 0.08197	\$ 0.08197	\$ 0.04803
Public Purpose Programs (PPP) (per kWh)			
CARE	\$ 0.00153	\$ 0.00153	N/A
ESA	\$ 0.0013	\$ 0.0013	\$ 0.0013
Energy Efficiency	\$ 0.00081	\$ 0.00081	\$ 0.00081
Energy Cost (ECAC) (per kWh)			
Base	\$ 0.0311	N/A	\$ 0.0311
Excess	\$ 0.0472	\$ 0.0472	\$ 0.0472
Generation Energy Charge (per kWh)			
Base	\$ 0.00911	N/A	\$ 0.00911
Excess	\$ 0.01681	\$ 0.01681	\$ 0.01681
ECAC Amortization (per kWh)			
	\$ 0.0035	\$ 0.0035	\$ 0.0035
Vegetation Management (VM) (per kWh)			
	\$ 0.00563	\$ 0.00563	\$ 0.00563
Carbon Pollution Permit Cost (per kWh)			
	\$ 0.00555	\$ 0.00555	\$ 0.00555
<i>Note: Residential Customers receive a Climate Credit in April and October to offset this charge.</i>			
Solar Initiative Program (SIP) (per kWh)			
	\$ 0.00072	\$ 0.00072	\$ 0.00072
Base Revenue Requirement			
Balancing Account (BRBA) (per kWh)			
	\$ 0.01178	\$ 0.01178	\$ 0.01178
Catastrophic Event			
Memorandum Account (CEMA) (per kWh)			
	\$ 0	\$ 0	\$ 0

Residential (D1) Sample Bill Calculation

Customer Charge (Per meter, per month)	\$ 9.67
Base Usage 435 kWh @ 0.1546	\$67.25
Excess Usage 135 kWh @ 0.1784 =	\$24.08
TOTAL CURRENT CHARGES:	\$101.00

⚡ Small Commercial Service (A1) (Updated 7-1-2021)

Rate Codes: E50 (<20 kW demand per month), E5A (>20 kW but <50 kW demand per month)

	E50	E5A
Customer Charge		
Per meter, per month	\$ 17.38	\$ 17.38
Total kWh (Usage) Charge	\$ 0.21512	\$ 0.21789
Total Small Commercial kWh (Usage) Charge Breakdown:		
Surcharges (per kWh)		
CPUC	\$ 0.0013	\$ 0.0013
CEC	\$ 0.0003	\$ 0.0003
Distribution Energy Charge (per kWh)	\$ 0.09335	\$ 0.09335
Public Purpose Programs (PPP) (per kWh)		
CARE	\$ 0.00153	\$ 0.00153
ESA	\$ 0.0013	\$ 0.0013
Energy Efficiency	\$ 0.00081	\$ 0.00081
Energy Cost (ECAC) (per kWh)	\$ 0.3925	\$ 0.3925
Generation Energy Charge (per kWh)	\$ 0.01867	\$ 0.01867
ECAC Amoritzation (per kWh)	\$ 0.0035	\$ 0.0035
Vegetation Management (VM) (per kWh)	\$ 0.00633	\$ 0.00633
Carbon Pollution Permit Cost (per kWh)	\$ 0.00555	\$ 0.00555
Climate Credit (per kWh)	(\$ 0.00277)	N/A
Solar Initiative Program (SIP) (per kWh)	\$ 0.00072	\$ 0.00072
Base Revenue Requirement Balancing Account (BRRBA) (per kWh)	\$ 0.04528	\$ 0.04528
Catastrophic Event Memorandum Account (CEMA) (per kWh)	\$ 0	\$ 0

Small Commercial (A1) Sample Bill Calculation

Customer Charge	\$ 17.38	\$ 17.38
384 kWh @ 0.21512 =	\$ 82.61	N/A
7600 kWh @ 0.21789 =	N/A	\$1655.96
TOTAL CURRENT CHARGES	\$ 99.99	\$1673.34

Note: There are additional charges on your bill as authorized and required by the CPUC. See Tariff sheets for details.

⚡ Medium Commercial Service (A2) (Updated 7-1-2021)

Rate Code: E52 (between 50 kW and 200 kW demand per month)

	Winter (10/1-5/31)	Summer (6/1-9/30)
Customer Charge		
Per meter, per month	\$ 43.78	\$ 43.78
Demand Charge (per kW)	\$ 12.97	\$ 8.43
Total kWh (Usage) Charge	\$ 0.14063	\$ 0.16383
Total Medium Commercial kWh (Usage) Charge Breakdown:		
Surcharges (per kWh)		
CPUC	\$ 0.0013	\$ 0.0013
CEC	\$ 0.0003	\$ 0.0003
Distribution Energy Charge (per kWh)	\$ 0.05022	N/A
Public Purpose Programs (PPP) (per kWh)		
CARE	\$ 0.00153	\$ 0.00153
ESA	\$ 0.0013	\$ 0.0013
Energy Efficiency	\$ 0.00081	\$ 0.00081
Energy Cost (ECAC) (per kWh)	\$ 0.02563	\$ 0.05644
Generation Energy Charge (per kWh)	N/A	\$ 0.04261
ECAC Amoritzation (per kWh)	(\$ 0.0035)	(\$ 0.0035)
Vegetation Management (VM) (per kWh)	\$ 0.00449	\$ 0.00449
Carbon Pollution Permit Cost (per kWh)	\$ 0.00555	\$ 0.00555
Solar Initiative Program (SIP) (per kWh)	\$ 0.00072	\$ 0.00072
Base Revenue Requirement Balancing Account (BRRBA) (per kWh)	\$ 0.04528	\$ 0.04528
Catastrophic Event Memorandum Account (CEMA) (per kWh)	\$ 0	\$ 0

Medium Commercial (A2) Sample Bill Calculation

Customer Charge	\$ 43.78
Demand Charge	
26 kW @ 8.43 =	\$ 314.6
9080 kWh @ 0.16383 =	\$ 1487.58
TOTAL CURRENT CHARGES	\$ 1750.54

Note: There are additional charges on your bill as authorized and required by the CPUC. See Tariff sheets for details.

Large Commercial Service (A3) (Updated 7-1-2021)

(>200 kw demand per month) Rate Codes: Corresponds with Time-Of-Use periods (see below)

RATE CODE	E6OnWin	E6MidWin	E6OffWin	E8SumOn	E8SumOff
TOU PERIOD	Winter - ON Oct. 1-May 31 5:01 PM-10:00 PM	Winter - MID Oct. 1-May 31 7:01 AM-5:00 PM	Winter - Off All Other	Summer - ON June 1-Sept. 30 10:01 AM-10:00 PM	Summer - OFF All Other
Customer Charge					
Per meter, per month	\$517.94	N/A	N/A	\$517.94	N/A
Facility Charge (per kW of maximum demand)	\$ 5.82	N/A	N/A	\$ 5.82	N/A
Demand Charge (per kW)					
Distribution	\$ 7.17	\$ 2.12	N/A	\$ 3.00	N/A
Generation	\$ 1.86	\$ 1.28	N/A	\$ 11.92	N/A
Total kWh (Usage) Charge	\$ 0.13466	\$ 0.13076	\$ 0.11005	\$ 0.14505	\$ 0.11631
Total Large Commercial kWh (Usage) Charge Breakdown:					
Surcharges (per kWh)					
CPUC	\$ 0.0013	\$ 0.0013	\$ 0.0013	\$ 0.0013	\$ 0.0013
CEC	\$ 0.0003	\$ 0.0003	\$ 0.0003	\$ 0.0003	\$ 0.0003
Distribution Energy Charge (per kWh)	\$ 0.03231	\$ 0.0276	\$ 0.01456	\$ 0.04279	\$ 0.02312
Public Purpose Programs (PPP) (per kWh)					
CARE	\$ 0.00153	\$ 0.00153	\$ 0.00153	\$ 0.00153	\$ 0.00153
ESA	\$ 0.0013	\$ 0.0013	\$ 0.0013	\$ 0.0013	\$ 0.0013
Energy Efficiency	\$ 0.00081	\$ 0.00081	\$ 0.00081	\$ 0.00081	\$ 0.00081
Energy Cost (ECAC) (per kWh)	\$ 0.04206	\$ 0.04287	\$ 0.0352	\$ 0.04197	\$ 0.0329
Generation Energy Charge (per kWh)	N/A	N/A	N/A	N/A	N/A
ECAC Amortization (per kWh)	\$ 0.0035	\$ 0.0035	\$ 0.0035	\$ 0.0035	\$ 0.0035
Vegetation Management (VM) (flat fee)	\$672.55	N/A	N/A	\$672.55	N/A
Carbon Pollution Permit Cost (per kWh)	\$ 0.00555	\$ 0.00555	\$ 0.00555	\$ 0.00555	\$ 0.00555
Solar Initiative Program (SIP) (per kWh)	\$ 0.00072	\$ 0.00072	\$ 0.00072	\$ 0.00072	\$ 0.00072
Base Revenue Requirement Balancing Account (BRRBA) (per kWh)	\$ 0.04528	\$ 0.04528	\$ 0.04528	\$ 0.04528	\$ 0.04528
Catastrophic Event Memorandum Account (CEMA) (per kWh)	\$ 0	\$ 0	\$ 0	\$ 0	\$ 0

Large Commercial (A3) Sample Bill Calculation

Please call Customer Care at 1-800-782-2506 for sample bill calculation

Note: There are additional charges on your bill as authorized and required by the CPUC. See Tariff sheets for details.